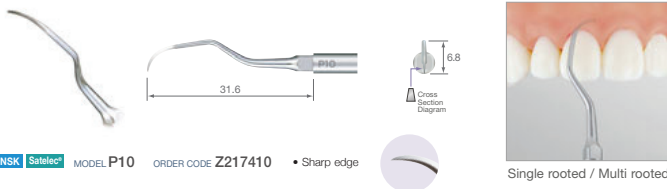


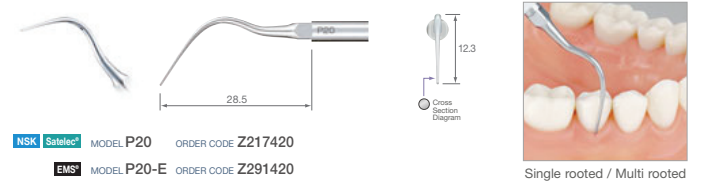
PERIO



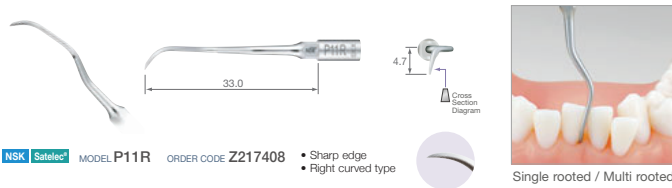
P10 • Removal of supra gingival tartar. • Removal of tartar narrow interdental space
• Removal of marginal gingival calculus. • Removal of gingival biofilm.



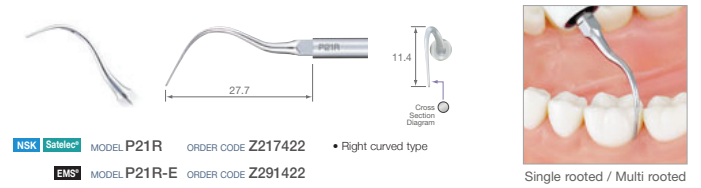
P20 • Removal of gingival biofilm.




P11R • Removal of tartar narrow interdental space. • Removal of tartar in deep gingival.
• Removal of gingival biofilm. • Removal of Biofilm furcation area. • Debridement of furcations.



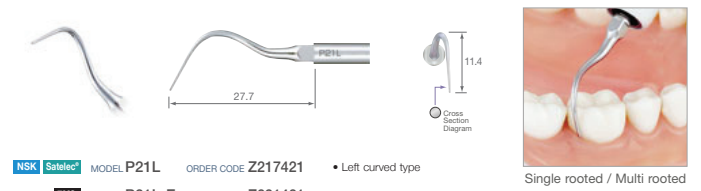
P21R • Removal of gingival biofilm.



P11L • Removal of tartar narrow interdental space. • Removal of tartar in deep gingival.
• Removal of gingival biofilm. • Removal of Biofilm furcation area. • Debridement of furcations.



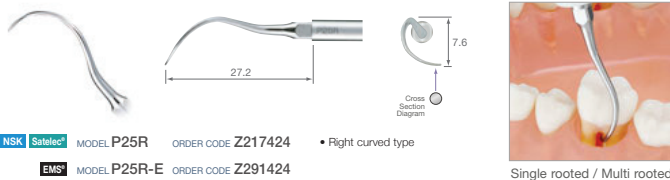
P21L • Removal of gingival biofilm.



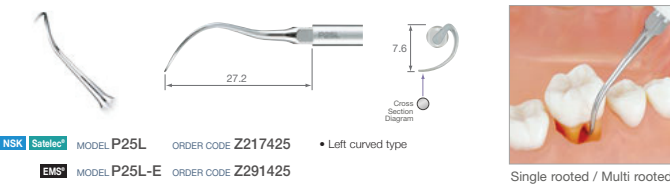
PERIO



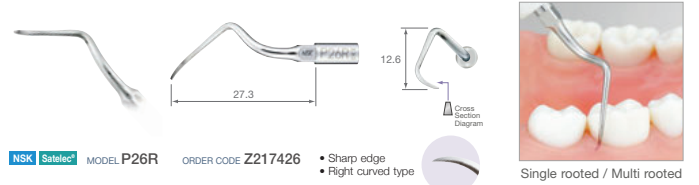
P25R • Removal of gingival biofilm. • Removal of Biofilm furcation area.



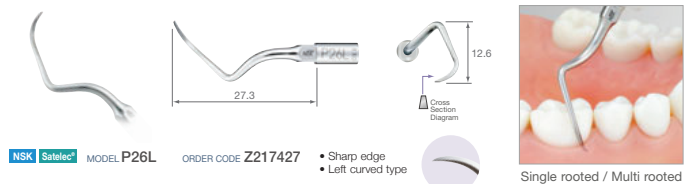
P25L • Removal of gingival biofilm. • Removal of Biofilm furcation area.



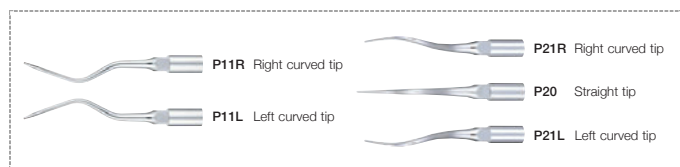
P26R • Removal of tartar narrow interdental space. • Removal of tartar in deep gingival.
• Removal of gingival biofilm. • Removal of Biofilm furcation area. • Debridement of furcations.



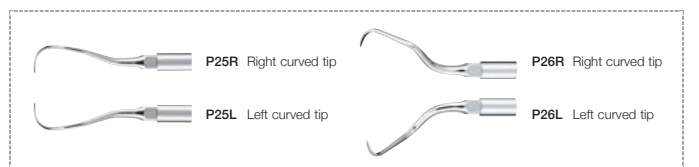
P26L • Removal of tartar narrow interdental space. • Removal of tartar in deep gingival.
• Removal of gingival biofilm. • Removal of Biofilm furcation area. • Debridement of furcations.



P11R / P11L / P21R / P20 / P21L (From above)



P25R / P25L / P26R / P26L (From above)



* Cross section diagram is the image of a point 1 mm from the end. The illustrated tip diagram is four times bigger than the actual size.

Perio-Control (Maintenance Tip)




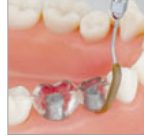
■ V-Tip System → Pages 48-51



V10   **NSK Satelec** MODEL **V10** ORDER CODE **Z217041**

• Includes E-Tip replacement wrench
* Plastic Tip is not included





V-P10 For the maintenance of prostheses and implants. Produced from special material to allow safe debridement without causing damage to metals and implants.

MODEL **V-P10** ORDER CODE **Y900184** • Pack of 3
* V10 holder is not included




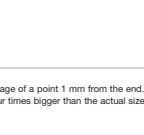
V-P11R/L left and right are double bent tips. This tip is extra long to easily access difficult to reach areas and to avoid interference with neighbouring teeth or contours. Its shape was designed to best fit different tooth morphologies, making this a versatile tip for a wide range of uses from anterior teeth to premolars.

V-P11R

MODEL **V-P11R** ORDER CODE **Y1002165** • Pack of 3 • Right curved type
* V10 holder is not included





V-P11L

MODEL **V-P11L** ORDER CODE **Y1002166** • Pack of 3 • Left curved type
* V10 holder is not included

* Cross section diagram is the image of a point 1 mm from the end.
The illustrated tip diagram is four times bigger than the actual size.





V-P12 V-P12 is a longer version of the popular V-P10 tip. It serves a wide range of applications, including the maintenance of implants and other prosthetic devices. Its shape offers easy access to all treatment areas.

MODEL **V-P12** ORDER CODE **Y1002167** • Pack of 3
* V10 holder is not included





V-P26R/L is a double-bent tips. The wide angles offer access to areas that cannot be reached with V-P11R/L tips or other conventional instruments. These tips are ideally suited to access the distal surfaces of molars and corner areas as, the end of the tip fits tooth morphology very closely.

V-P26R

MODEL **V-P26R** ORDER CODE **Y1002168** • Pack of 3 • Right curved type
* V10 holder is not included

V-P26L

MODEL **V-P26L** ORDER CODE **Y1002169** • Pack of 3 • Left curved type
* V10 holder is not included

Starter Kit **NSK Satelec** MODEL **Perio-Control Tips** ORDER CODE **Y1002606**

Starter Kit

- V10 holder : 1 pc.
- V-P11R, V-P11L, V-P12, V-P26R, V-P26L : 1 pc. each
- Includes E-Tip replacement wrench

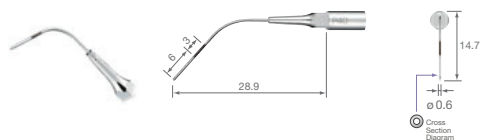
Satelec® is registered trademarks of Acteon SA, France.
Refer to the power guide on pages 64-65.

PERIO (Irrigation and Cleaning)

For effective cleaning following debridement or scaling.
*No scaling effect

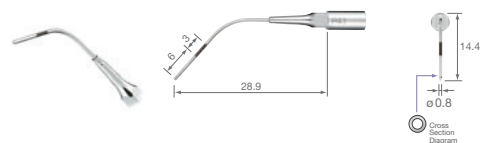


P40 • Safe to use regardless of the pocket condition due to the marking guideline of 3 mm from the position of 6 mm.



NSK Satelec MODEL P40 ORDER CODE Z217550 • Tip diameter \varnothing 0.6 mm

P41



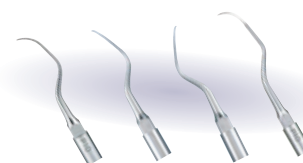
NSK Satelec MODEL P41 ORDER CODE Z217555 • Tip diameter \varnothing 0.8 mm

Dual irrigation points



- Irrigation from dual points on lateral areas of the apex.
- Effective cleaning regardless of the insertion angle.
- The rounded apex shape for safety in periodontium.

Perio Kit A



NSK Satelec MODEL Perio Kit A ORDER CODE Y900144

- P1D, P2D, P3D, P10 : 1 pc. each
- Tip holder : 1 pc.

Perio Kit B



NSK Satelec MODEL Perio Kit B ORDER CODE Y900145

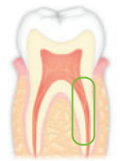
- P20, P25R, P25L : 1 pc. each
- Tip holder : 1 pc.



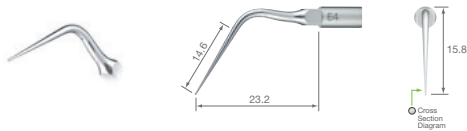
ENDODONTICS

NSK offers endodontic file and tips to achieve quick and effective treatments for root canal enlarging, irrigation, and filling.

ENDODONTICS




E4 • Application for root canal cleaning and removal of foreign particles.



NSK Satelec MODEL E4 ORDER CODE Z217428

E4D • Application for root canal cleaning and root canal enlargement.



NSK Satelec MODEL E4D ORDER CODE Z217528 • Diamond coated

E7 • Removal of filling and foreign material.



NSK Satelec MODEL E7 ORDER CODE Z217307 • Water not required

E7D • Enlargement of root canal wall.



NSK Satelec MODEL E7D ORDER CODE Z217317 • Diamond coated

E8 • Removal of filling and foreign material.



NSK Satelec MODEL E8 ORDER CODE Z217308 • Water not required

E8D • Enlargement of root canal wall.



NSK Satelec MODEL E8D ORDER CODE Z217318 • Diamond coated

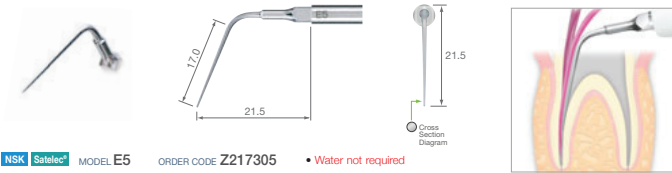
*For tips E5, E6, E7, E7D, E8, E8D, E11 and E12, please use the attached E Tip Replacement Wrench.

*Cross section diagram is the image of a point 1 mm from the end. The illustrated tip diagram is four times bigger than the actual size.

ENDODONTICS

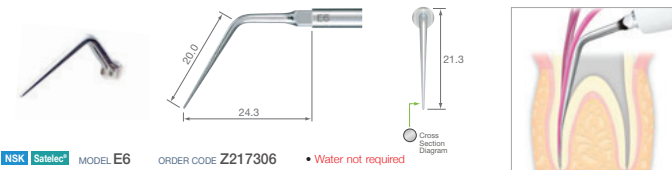


E5 • Lateral condensation.



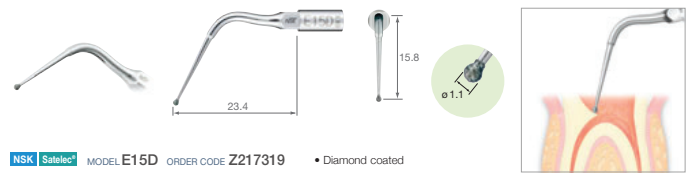
NSK Satelec MODEL E5 ORDER CODE Z217305 • Water not required

E6 • Lateral condensation.



NSK Satelec MODEL E6 ORDER CODE Z217306 • Water not required

E15D • For locating root canals and removal of calcifications.



NSK Satelec MODEL E15D ORDER CODE Z217319 • Diamond coated

ENDODONTICS



E11 • 120° Angle Holder for U files



- For U files (Shank dia : 0.8 mm)
- For root canal cleaning
- For anterior teeth
- Includes E Tip replacement wrench
- *File is optional

NSK Satelec® MODEL E11 ORDER CODE Z217031

E12 • 95° Angle Holder for U files



- For U files (Shank dia : 0.8 mm)
- For root canal cleaning
- For posterior teeth
- Includes E Tip replacement wrench
- *File is optional

NSK Satelec® MODEL E12 ORDER CODE Z217032

U Files


Length : 33 mm
Shank dia. : 0.8 mm

- ISO15 • Pack of 6
- ISO20 • Pack of 6
- ISO25 • Pack of 6
- ISO30 • Pack of 6
- ISO35 • Pack of 6

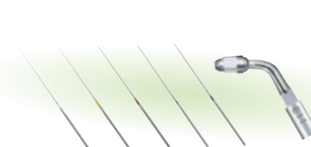
- MODEL U files 33 mm / #15 ORDER CODE Y900062
- MODEL U files 33 mm / #20 ORDER CODE Y900063
- MODEL U files 33 mm / #25 ORDER CODE Y900064
- MODEL U files 33 mm / #30 ORDER CODE Y900065
- MODEL U files 33 mm / #35 ORDER CODE Y900066

Always refer to this reference chart to ensure correct and accurate proper file length to avoid file breakage.

| | #15 | #20 | #25 | #30 | #35 |
|-----|-------|---------|---------|---------|-------|
| E11 | 22 mm | 24.5 mm | 22 mm | 22 mm | 22 mm |
| E12 | 22 mm | 24.5 mm | 24.5 mm | 24.5 mm | 22 mm |



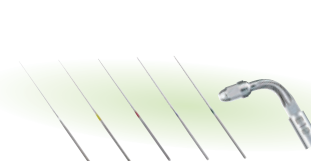
Endo Kit E11 For anterior teeth



NSK Satelec® MODEL Endo Kit E11 ORDER CODE Y900146

- E11 : 1 pc. 120° angle holder for anterior teeth
- E Tip replacement wrench : 1 pc.
- U files 33 mm #15, #20, #25, #30, #35 : Pack of 6 each size

Endo Kit E12 For posterior teeth



NSK Satelec® MODEL Endo Kit E12 ORDER CODE Y900147

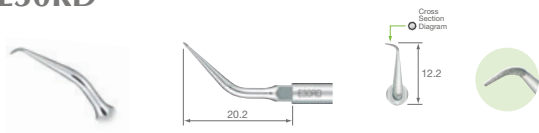
- E12 : 1 pc. 95° angle holder for posterior teeth
- E Tip replacement wrench : 1 pc.
- U files 33 mm #15, #20, #25, #30, #35 : Pack of 6 each size

RETROGRADE ENDO

The microscopic diamond coated tip allows effective removal of dentin at the apex. 2 types of angled tips (90°, 70°) are available for anterior teeth and another 2 types of curved tips (right and left) are available for molar teeth.

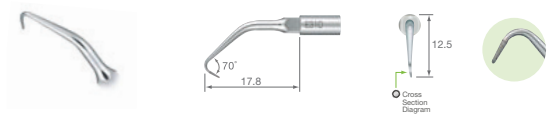


E30RD • Diamond coated tip allows efficient cavity preparation.



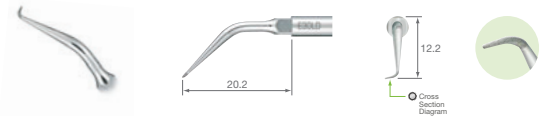
NSK Satelec MODEL E30RD ORDER CODE Z217212 • Diamond coated • For posterior teeth (right angled)

E31D • Diamond coated tip allows efficient cavity preparation.




NSK Satelec MODEL E31D ORDER CODE Z217210 • Diamond coated • For anterior and posterior teeth (70°)

E30LD • Diamond coated tip allows efficient cavity preparation.



NSK Satelec MODEL E30LD ORDER CODE Z217213 • Diamond coated • For posterior teeth (left angled)

E32D • Diamond coated tip allows efficient cavity preparation.



NSK Satelec MODEL E32D ORDER CODE Z217211 • Diamond coated • For anterior teeth (90°)



Retro Kit



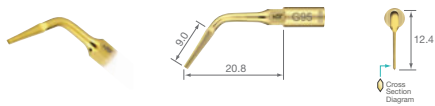
NSK Satelec MODEL Retro Kit ORDER CODE Y900149
 • E30RD, E30LD, E31D, E32D : 1 pc. each
 • Tip holder : 1 pc.

EXTRACTION

Periodontal membrane removal Tip

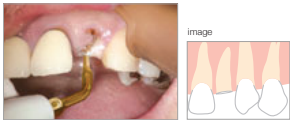


G95 • Tooth extraction is possible without excessively cutting the alveolar bone around the remaining root, retaining the morphology of the alveolar bone.



NSK MODEL **G95** ORDER CODE **Z217705** • TIN coating • 0.7mm thick
• A double edge, which is sharp in three directions

● **Root extraction**
(upper left No. 2 tooth removal)

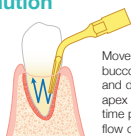


● **Impacted tooth**
(lower left No. 8 tooth removal)

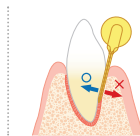


Be careful not to apply excessive force, as in cases of using elevators.

Caution



Move not only in the mesiodistal and buccolingual directions but also up and down as if delivering water to the apex (light pumping action). At that time pay particular attention to the flow of water irrigation.



To prevent damage to the alveolar bone, move tip apex along the contour of the tooth.

- Use of irrigation enhances performance.
- When used with Varios 970 choice of irrigation.
- Tip can be used on NSK ultrasonic units.

RESTORATIVE

Ultrasonic vibration is applied to the tooth surface. The compact handpiece is ideal for small mouths and at sites where a rotary handpiece is difficult to access. A variety of tips are available for caries removal and tooth surface detailing.



RESTORATIVE



G61D • Use the tip with the spherical diamond at the top. Bleeding occurs rarely.



NSK Satelec® MODEL G61D ORDER CODE Z217601 • Diamond coated

G62D • Use the tip with the spherical diamond at the top. Bleeding occurs rarely.




NSK Satelec® MODEL G62D ORDER CODE Z217602 • Diamond coated

RESTORATIVE



G65D • For molar, interdental proximal caries. The hemispherical top of the tip does not allow cutting of sound tooth.




NSK Satelec[®] MODEL G65D ORDER CODE Z217605 • Diamond coated

G67D • For molar, interdental proximal caries. The hemispherical top of the tip does not allow cutting of sound tooth.



NSK Satelec[®] MODEL G67D ORDER CODE Z217607 • Diamond coated

G66D • For anterior proximal caries. Only decayed dentin can be removed as per for molars.



NSK Satelec[®] MODEL G66D ORDER CODE Z217606 • Diamond coated

G68D • For anterior proximal caries. Only decayed dentin can be removed as per for molars.



NSK Satelec[®] MODEL G68D ORDER CODE Z217608 • Diamond coated



PROSTHETICS

Tips for the removal of prostheses, for amalgam condensation are provided as well as for scaling, perio and endodontic.

PROSTHETICS

Condensation / Loosening / Plugging

G21 • For cementing a small prosthesis such as an inlay for anterior teeth.



NSK Satelec MODEL G21 ORDER CODE Z217010 • For anterior teeth • Water not required
• 3 caps supplied

G22 • For cementing a large prosthesis such as an onlay or a crown for molar teeth.




NSK Satelec MODEL G22 ORDER CODE Z217020 • For posterior teeth • Water not required
• 3 caps supplied

Tip Cap

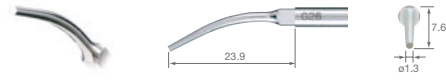


MODEL Tip Cap ORDER CODE Y140751

- For G21 / G22
- Pack of 10
- Autoclavable 




G26 • Post removal. (ø1.3 mm thickness)



NSK Satelec MODEL G26 ORDER CODE Z217206



G28 • Amalgam condensation.



NSK Satelec MODEL G28 ORDER CODE Z217208 • Water not required